



AN INSIDER'S GUIDE TO

HardieDeckTM

BY JAMES HARDIE







Contents

THE INSIDER'S GUIDE

What is HardieDeck™?	4
Building a new deck	6
Renovating an old deck	11
The Commercial deck	13
Totally decked out - gallery	16
Technically HardieDeck™	18

What is

HARDIEDECK™

A winning combination of durability and enduring style. HardieDeck™ decking is made from James Hardie's premium fibre cement. It creates a clean look to connect a stylish interior environment with the outdoors, without risking damage from the elements.

Smooth, wide gap-free boards and freedom of colour choice makes this cement decking a stunning outdoor floor.



SAFE FOR BUSHFIRE ZONES, FIRE PITS AND BARBEQUES.

Both timber and traditional composite decks don't stand up to bushfires or the risk of fire from BBQs and fire pits. HardieDeck™ is deemed non-combustible making it an ideal bushfire zone deck or a fire pit deck.




A DIFFERENT TYPE OF COMPOSITE DECKING MATERIAL BUILT TO LAST, COME RAIN OR SHINE

HardieDeck™ is designed to stay strong as it ages. Unlike timber, HardieDeck™ is resistant to damage from moisture and termites. And when the sun beats down, you can rely on HardieDeck™ not to warp or splinter.

SMOOTH AND SOLID UNDERFOOT

With concealed screws and solid, splinter-free boards, HardieDeck™ feels smooth and safe under bare feet. Walk, play and run with no sign of bounce, squeaks or sponginess.



A SPA AND POOLSIDE PERFORMER*

Pools and spas can be punishing on decks. Repeated cycles of baking hot sun and soaking from pool water makes them vulnerable to rot and fading. Just the type of damage HardieDeck™ is designed to resist.

**When installed in strict compliance with the James Hardie® literature relevant at the time of installation including but not limited to all relevant ventilation, sealing requirements and product suitability.*



Building a new Deck

Outdoor rooms are fast becoming a standout feature in Australian homes. Decks, balconies, verandahs and patios are being designed, coloured and furnished as a stylish place for entertaining all year round. Switched-on homeowners know that building a pool against a house or designing an outdoor room deck creates a beautiful view from the living area.

HardieDeck™ is different. It's a beautiful, modern deck design ideal for outdoor rooms and entertaining. Made from a sturdy decking material that's designed to last. It won't warp or splinter and is resistant to damage from termites and moisture.





THE FIRE-FRIENDLY ALTERNATIVE

If you love to entertain outdoors, HardieDeck™ is the perfect way to make your alfresco kitchen both stylish and safe. Deemed non-combustible, your HardieDeck™ decking will be resistant to the risk of spot fires from sparks and embers.





Renovating an old Deck

AN OUTDOOR ROOM BRINGS A MODERN TOUCH TO THIS CLASSIC HOME

When homeowners are stuck with a small, sloping backyard, options for making the most of this space can often demand expensive landscaping. Creating an additional decked area with a spa to the rear of this property in Albion Park, NSW, has given the owners a simple way to create an outdoor room they can enjoy for years to come.

With a 20-year track record in the building industry, and six years running his own construction business, Dave Mulhern has worked on a wide range of projects, from new builds to bathroom renovations. "For this Albion Park home, it was a case of doing a proper job on the new deck after another contractor made a poor start on the footings," says Dave.


Mulbuild has a reputation for delivering affordable, quality work. After their difficult encounter with the original builder, it took a little time to get the clients their side. Once they could see commitment to delivering what they wanted, and keeping costs down, they trusted us to get on with it.



EXCEPTIONAL PERFORMANCE AND DURABILITY

Although HardieDeck™ was the material specified for the project already, it was a choice Dave would have steered his clients towards. "With the spa being part of the new area, you need a surface that's not going to rot, split or warp with exposure to water," says Dave. "Compared with timber decking, HardieDeck™ is much less responsive when it gets wet or dries out. Changing conditions can really ruin timber boards and other decking products."

Having used HardieDeck™ for his own home renovation, these low maintenance, hardwearing qualities are something Dave himself benefits from. "We've renovated in stages, fitting it in around other jobs," says Dave. "After doing a lot of landscaping in our backyard, the new deck we'd put in got clobbered with all the mud and mess. With a quick hose down and light wash, the HardieDeck™ finish looked as good as new in no time."



FASTER INSTALLATION SAVES TIME ON-SITE

Working with HardieDeck™ also helped Dave and the Mulbuild team turn around the Albion Park project quickly, making essential savings for his client's budget. "You end up saving on labour, because installation is much easier and quicker," says Dave. "The deck can be built by just one person if you prepare everything the right way. You know it's all going to line up because the boards are nice and straight, and there's a fast-track joining system to keep everything in place as you work. With timber, it's more of a jigsaw puzzle, as the boards are less uniform. You have to take more time to figure out how they're all going to fit together, and cut the matching ones to size."

With a total project time of under two weeks, Dave estimates that replacing the timber deck with HardieDeck™ saved two days of labour, enabling the owners to enjoy their new outdoor area sooner. By using a durable contemporary solution, this stylish addition will last years, without surprises to their future budget from unexpected maintenance costs.

The Commercial Deck

A GENEROUS DECK FOR THE ALDINGA CORPORATE OFFICE

For a family business that's been dedicated to delivering quality in outdoor construction for two generations, the new deck for their corporate office needed to be a standout feature. Aldinga turned to HardieDeck™ for a durable outdoor area that's been easy to install and maintain.

With his extensive background in design and manufacturing, Mike Tee brings a great appreciation and knowledge of quality materials to his role with Aldinga Home Improvements. "I may be new to the Aldinga team, having joined them just 18 months ago," says Mike, "but I share the values that have enabled them to build their reputation on the SA South Coast, for outstanding quality in outdoor features and renovations".

"Referrals are definitely our most successful form of advertising, and we simply can't afford to cut corners in service or materials selection. If we did, we'd be forever returning to projects to fix mistakes, as well as tarnishing our reputation".






UPGRADING WITH A NEW ALTERNATIVE TO TIMBER

After expanding their premises several times to make room for a bigger team, Aldinga snapped up two transportable buildings as a more permanent solution to their space issues. In near new condition, the units were ideal for their headquarters - except for the timber deck that came with the package.

"These days, no-one has the time or interest in doing the regular maintenance a timber deck or veranda demands," says Mike, "and we're no exception at Aldinga. We're busy enough that it's tricky to find time to install a new deck, let alone maintain it year after year."

Using HardieDeck™ as a substitute for timber was new for the Aldinga team, but it ticked all of their boxes for completing the new deck quickly and to a high standard. "The whole deck area is more than 100m², and I'd estimate we did the install in around two thirds of the time with HardieDeck™ compared to timber," says Mike.

"The boards are wider than timber planks which helps, and the way it joins together makes it quicker too. Even though it was our first time using the product, there was plenty of technical information available from James Hardie™ to guide us through it. Now that we're familiar with the process, we're installing a typical deck in almost half the time it takes with timber."



A TIDY FINISH MAKES THE IDEAL BACKGROUND FOR SPECIAL FEATURES

A speedy install and lower maintenance weren't the only benefits of using HardieDeck™ on this project. "The replacement was designed to demonstrate what we can offer clients," says Mike, "so we included things like glass panels and ramps so they can experience these features first-hand. With it's concealed fixings and clean, painted finish, the HardieDeck™ adds to the overall quality of work Aldinga are showcasing here at our corporate headquarters."



Totally decked out



THE WHITE DECK

It's now possible to go for that brilliant white deck with no rotting or splintering to spoil this pristine look.

POOL DECK

This amazing seaside deck in Palm Beach on Queensland's Gold Coast gets a lot of sun and a lot of moisture - despite the harsh conditions, it's a beautiful place to be. Details like LED lights along the waterside perimeter, HardieDeck™ 296mm finishing boards for the stair tread, and a small succulent garden enhance this spectacular setting and design.



THE HAMPTONS DECK

Go with the relaxed Hamptons powder grey look, and you'll never look back. The boards resist moisture damage, so there's lower maintenance and maximum toughness.



WEATHERED TIMBER DECK REPLACEMENT

Replacing decks around a pool can be complicated, as chemicals in pools often can affect the surfaces like timber decking and paving. HardieDeck™ is an ideal solution for around pools, as it won't warp, rot or splinter.

BRINGING AN OUTDOOR AREA TO LIFE

The finished HardieDeck™ provides a contemporary look, allowing you the versatility of design and colour choices that suit your style, and will stay in great shape without the hassle of regular re-staining and sealing. HardieDeck™ can be painted in almost any colour using durable paving paints - the owners went with the mid-grey Colorbond Basalt to match the neutral palette of this home.




Technically HardieDeck™


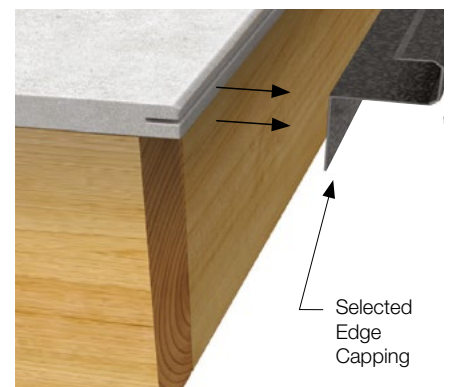
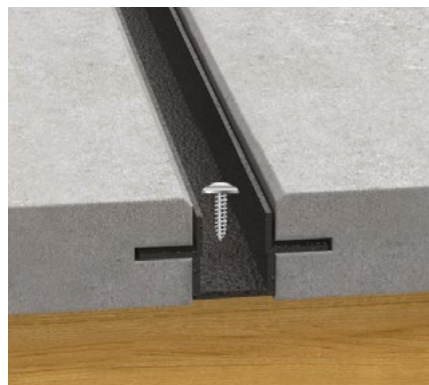
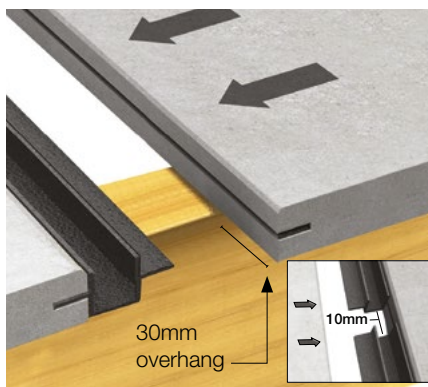
WITH JAMES HARDIE

For all detailed technical information, please refer to the James Hardie HardieDeck™ Installation Guide.

OVERVIEW OF THE HARDIEDECK™ SYSTEM



BASIC INSTALLATION



DESIGN CONSIDERATIONS

Factors such as climate, corrosive environments and others may require specific solutions and guidance - refer to the James Hardie HardieDeck™ Installation Guide, or dial 13 11 03 to speak to a technician.

All design and construction must comply with the appropriate requirements of the current National Construction Code (NCC), and any other applicable regulations and standards current at the time of construction.

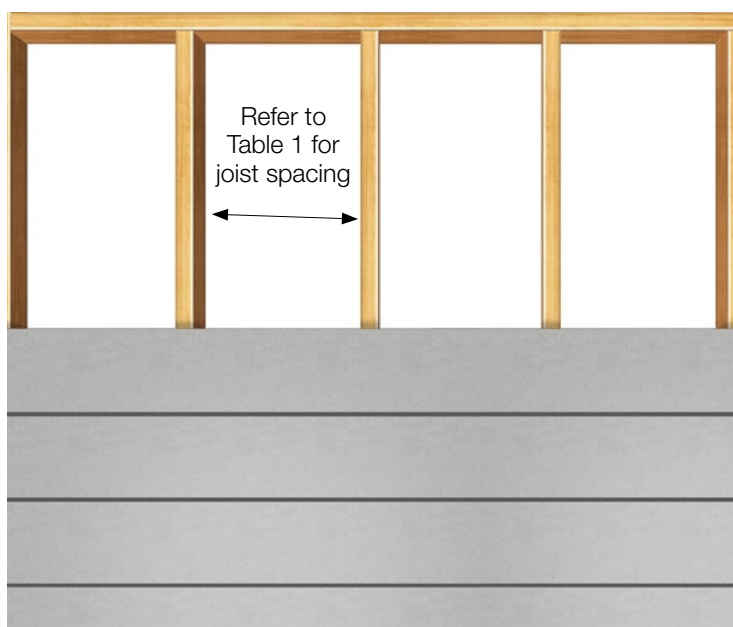
ProTip: Any timber used for framing must be termite-resistant, preservative-treated timber, or have a termite barrier to protect the primary building elements (e.g. frame and decking, stairways and ramps to the extent not constructed using HardieDeck™ boards).

LAYOUT

HardieDeck™ boards can be laid out in a variety of directions to create patterns and add design character to the building. Care is required to ensure that the span capacity of the boards is not exceeded. For example, when boards are laid at an angle other than 90° to the framing members, joists may need to be spaced closer than the maximum 500mm.

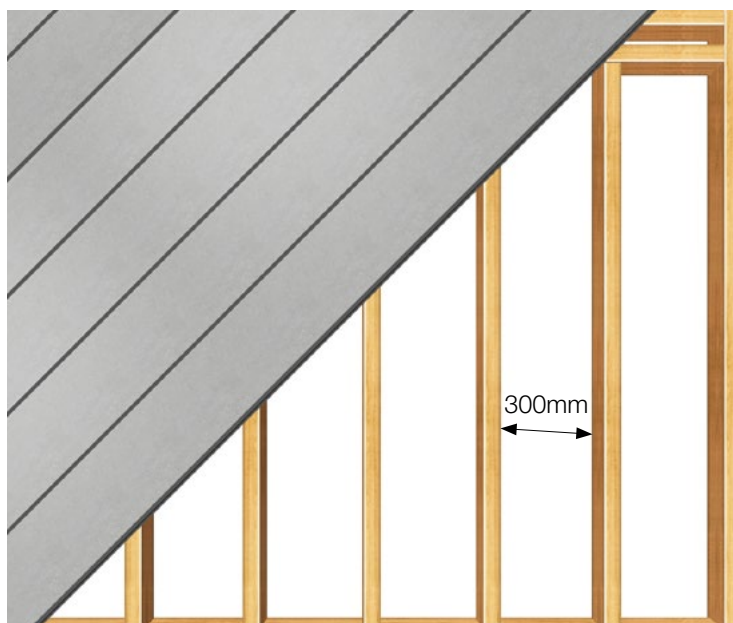
PARALLEL 90° - STANDARD

HardieDeck™ boards have been designed to be installed perpendicular to the joist direction.




PARALLEL 45°

When installing HardieDeck™ boards diagonally by up to 45°, the joist spacing must be reduced to 300mm as indicated below. This option is limited to residential applications.



Backyard bliss





AN INSIDER'S GUIDE TO

HardieDeck™

BY JAMES HARDIE



For more information, warnings and warranties please see our website and review the relevant installation and technical guides. Copyright ©2018 James Hardie Australia Pty Ltd ABN 12 084 635 558. TM and ® denotes a trademark and registered mark owned by James Hardie Technology Ltd.